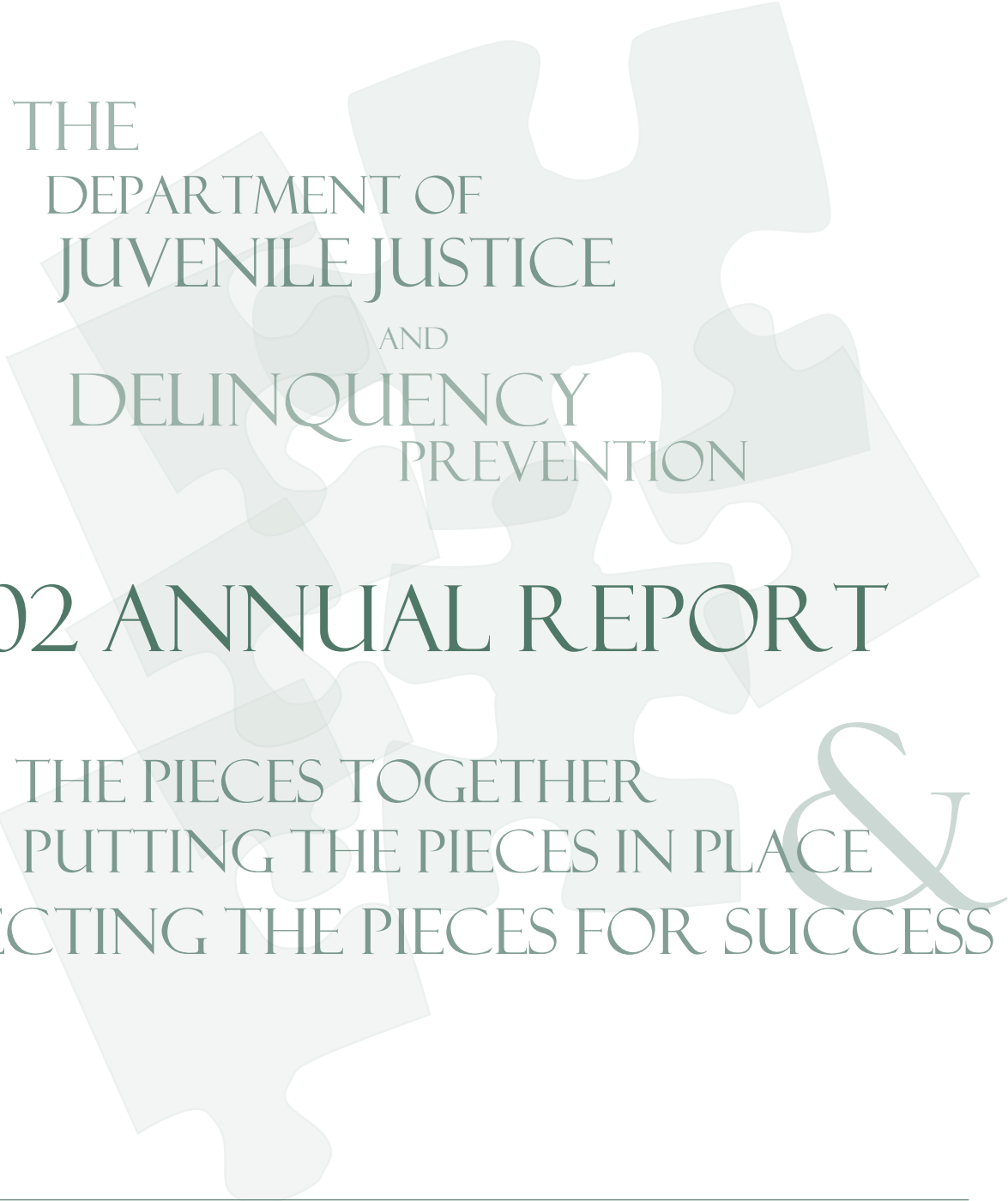


THE
DEPARTMENT OF
JUVENILE JUSTICE
AND
DELINQUENCY
PREVENTION

PULLING THE PIECES TOGETHER
PUTTING THE PIECES IN PLACE
CONNECTING THE PIECES FOR SUCCESS

The 2002 Annual Report



THE
DEPARTMENT OF
JUVENILE JUSTICE
AND
DELINQUENCY
PREVENTION

2002 ANNUAL REPORT


PULLING THE PIECES TOGETHER
PUTTING THE PIECES IN PLACE
CONNECTING THE PIECES FOR SUCCESS

NC Department of Juvenile Justice and Delinquency Prevention

Mailing Address: 1801 Mail Service Center, Raleigh, North Carolina 27699-1801

Physical Address: 410 South Salisbury Street, Raleigh, North Carolina 27601-1731

Phone: {919}733-3388 Online: www.ncdjjdp.org



STATE OF NORTH CAROLINA
OFFICE OF THE GOVERNOR

20301 MAIL SERVICE CENTER
RALEIGH, NC 27699-0301

MICHAEL F. EASLEY
GOVERNOR

March 1, 2003

Dear North Carolinians:

It gives me great pleasure to present the 2002 Annual Report for the Department of Juvenile Justice and Delinquency Prevention (DJJDP). The Department, which is less than three years old and is the newest cabinet agency, has made major strides building the foundation for juvenile justice in our state. Since 2000, DJJDP has worked to pull the pieces of a comprehensive juvenile justice system together, put them into place, and connect them for future success.

Our juvenile justice system is an extension of our education system where programs and facilities across the state work together to maintain public safety, fight juvenile crime, and give troubled young people an opportunity to find a path of success. DJJDP interacts with more than 100,000 youth each year. Through the Department's efforts, North Carolina's most troubled youth are getting the education they need and are being diverted away from a life of crime. One hundred Juvenile Crime Prevention Councils, made up of community leaders like yourselves, work diligently with DJJDP to ensure that each county has a juvenile crime prevention plan. Through a State-Local partnership, we are making a difference in North Carolina for our young people.


As the Department of Juvenile Justice and Delinquency Prevention continues to put the strategic pieces in place for our youth's future, I know great things lie ahead for North Carolina. I look forward to continued work with the Department to keep North Carolina safe, to keep our youth out of trouble, and to provide treatment for those in need. Children are the Tarheel State's greatest resource and our future.

With kindest regards, I remain

Very truly yours,

A handwritten signature in black ink that reads "Mike Easley".

Michael F. Easley



STATE OF NORTH CAROLINA
DEPARTMENT OF JUVENILE JUSTICE AND DELINQUENCY
PREVENTION

1801 MAIL SERVICE CENTER
RALEIGH, NC 27699-1801
TELEPHONE: (919) 733-3388

Michael F. Easley
Governor

George L. Sweat
Secretary

March 1, 2003

Dear Friends of Juvenile Justice:

The Department of Juvenile Justice and Delinquency Prevention is pleased to present our Annual Report 2002: Pulling the Pieces Together; Putting the Pieces in Place; Connecting the Pieces for Success. This year's report offers statistics about the youth we serve. It brings into focus where in North Carolina the youth involved in the juvenile justice system come from, what they have done that has led to their involvement, and who they are in terms of demographic information.

As the title of this report suggests, the Department of Juvenile Justice and Delinquency Prevention's existence has been marked by the challenge of pulling together the pieces of juvenile justice which existed in North Carolina prior to the Department's establishment in 2000. Calendar year 2002, as evidenced in this report, was characterized by a number of accomplishments reflective of the success we have achieved in putting the pieces of the system in place. The future presents the challenge of connecting the pieces for success. We are confident that we have begun to make those connections and are committed to making sure that the juvenile justice system which serves North Carolina is one that will be seamless, comprehensive, and effective.

Annual Report 2002 represents a departure from past reports. Our departmental website (www.ncdjjdp.org) now offers an outlet for communicating much more detailed information about us and about juvenile justice in North Carolina. We suggest that you visit the website for additional information or that you contact us directly. Together, we can connect for success and for the future of North Carolina.

Sincerely,

A handwritten signature in cursive script that reads 'George L. Sweat'.

George L. Sweat
Secretary

GLS/JM/jmk

Physical Location: 410 S. Salisbury Street • Raleigh, North Carolina
STATE COURIER NO. 56-20-08

Table of Contents

Introduction	5
Accomplishments	6
Data	10 - 23
DJJDP System and Budget	10
Program Admissions by County	12
Juvenile Complaints and Offenses	14
Statewide Intake Offense Report	16
Juvenile Demographics	18
Detention and Youth Development Center Data	20-23
DJJDP Contact Information	24

PUTTING THE PIECES TOGETHER: ACCOMPLISHMENTS 2002

Prevention

Protecting the Public and Building a Brighter Tomorrow for our Youth



A 2.6% decrease in delinquent complaints occurred in 2002. Some 13,664 of these complaints were treated with community services rather than being approved for juvenile court processing.

Youth who were processed in juvenile court received treatment under court supervision in a community program or a youth development center.

There were 55,396 admissions to community Juvenile Crime Prevention Council (JCPCs) programs, Eckerd Wilderness Camps, multipurpose juvenile homes, mentoring programs, and Support Our Students (SOS) after-school services.

All 100 JCPCs were trained in the new Juvenile Crime Prevention Community Planning Model. Using this model, the JCPCs are now able to properly assess their community's risks and needs and develop plans of action to target juvenile crime and promote delinquency prevention.

Year 2002 experienced the continued reduction of admissions to our Youth Development Centers (YDCs). Since DJJDP was established, admissions have been reduced by 32% with 605 youth admitted to a YDC in 2002, 660 in 2001, and 975 in 2000.

Public school classroom teachers reported that more than 40% of the regularly attending participants in after-school SOS programs improved their grades in English and/or math.

Some 47% of SOS students surveyed said that they complete their homework during SOS, but don't believe they would complete it if they were not involved in SOS.

Middle school SOS participants receiving out-of-school suspensions decreased from 14% to 8% as compared to their previous year in school, as did the percentage of those receiving in-school suspensions.

Through our Center for the Prevention of School Violence, we responded to requests for violence prevention assistance from 98 of North Carolina's counties.

We provided the North Carolina Safe Schools tip line to the entire state and worked with 400 schools on the educational campaign that accompanies the tip line. Almost 700 tips have been handled by the tip line.

All NC public, charter, and private schools received "Critical Incident Response Kits" from us through the Center which has also trained over 1000 schools in critical incident response.

A new 24-bed detention center was opened in Taylorsville in Alexander County. It is centrally located for easy access by parents, law enforcement, and transportation drivers.

We improved our ability to securely transport juveniles to detention centers, court, and youth development centers by implementing a transportation plan using five vans purchased in 2001 with Governor's Crime Commission funds. The vans enable us to provide the majority of needed juvenile transportation in the state.

DJJDP completed a reconfiguration of bed space at the five YDCs to establish an accurately rated bed capacity which includes juvenile classifications and programs that are provided at each YDC.

Treatment

Developing Youth into Law-Abiding Citizens

DJJDP opened an Assessment Center on the campus of Dillon YDC in Butner in Granville County.

At the Center, youth are clinically assessed so that individual treatment plans can be developed to best meet their needs.

We established clinical director and social worker supervisor positions at each YDC.



Public Safety

Keeping the Public Safe from Juvenile Crime

Our Youth Development Division established a "Central Office Site Team" (C.O.S.T.) Monitoring Committee. This committee shares information with staff and students, enhances program implementation, observes morale, team building, and unity between staff members, audits the YDCs to ensure compliance with policies, procedures, and standards, inspects the YDCs to ensure safety, determines that the YDCs meet OSHA and safety standards, finds strengths and weaknesses at the YDCs, and helps develop plans of corrective action for weaknesses.

DJJDP opened an Assessment Center on the campus of Dillon YDC in Butner in Granville County, and an Assessment Center for females at Samarkand YDC in Moore County.

Our Youth Development Division, with Governor's Crime Commission funding, developed a holistic gender-specific substance abuse residential treatment program for adjudicated females called the HEART (Holistic Enrichment For At-Risk Teens) Program at Samarkand YDC.

The "Blended Enrichment Services Treatment" (BEST) project began June 1, 2002. BEST provides a comprehensive substance abuse and other life domain assessments of each female committed to Samarkand YDC and supports the provision of prescribed interventions and the coordination of aftercare. The BEST grant provided 23 new positions.

We received \$700,000 in federal funds to pilot a three-year project called "The Collaborative for Offender Re-entry Enhancement" (C.O.R.E). The pilot project seeks to fill the gaps in serious and violent juvenile offender re-entry in NC.

Education

Providing an Opportunity for All Students to Learn



For the first time, each of our five YDC schools participated fully in the NC ABCs of Public Education accountability program. Behavior problems in school were reduced by over 80% at one school, and parental involvement more than doubled at another.

Students in YDC schools can now receive high school diplomas.

An educational technology plan was developed for the five schools in conjunction with technology experts at central office, and three schools have filtered access to the Internet as well as teacher e-mail capability.

In 2002, daily attendance in the Exceptional Students Program averaged over 300 students.

Educational Services was awarded a grant in 2002 to focus on developing, implementing, and monitoring a program related to the transition of youth from YDCs to local schools and communities.

Through collaboration with the Buncombe County Sheriff's Department, Swannanoa is DJJDP's first facility to have a school resource office.

Project Connect began in earnest in 2002. This has renewed focus on education transition services for all students at YDCs. It was piloted at Jackson YDC and was funded through federal Title I funds.

We received funding from the Governor's Crime Commission for reading centers at all our YDCs. Americorps volunteers assisted in our reading emphasis at Dobbs YDC by tutoring students and reading with them on a regular basis.



Technology

Making Data-Driven Decisions

DJJDP has completed statewide network connections to all locations using data-circuits and dial-up lines.

We are one step closer to rolling out NC-JOIN (NC Juvenile Online Information Network). This information tracking system will allow statewide data collection.

A web-based "Infraction Tracking System" was established at the YDCs. This system will enable us to track data on student infractions and behavior alerts, to generate reports on that data, and to report on outcomes of disciplinary hearings and appeals.

We completed the Juvenile Tracking System for managing YDC and detention center activities.

DJJDP's Intervention/Prevention Division developed a risk and needs data collection tool for court counselors to use to assess a youth's risks and needs. This data will help JCPCs with their community assessments.



Work Performance

Customer Service, Communication and Work Efficiency

Human Resources and Staff Development were combined into one division within DJJDP. This new division has joined forces with the Communications Office to provide the Employee News Section on the Department's new website.

During summer 2002, Human Resources developed and implemented the DJJDP Reduction in Force (RIF) Policy and Plan for SPA employees and a Reduction in Force Policy (RIF) for Educators and conducted a career fair for those employees who were impacted by the RIF. By the end of 2002, 80 RIF employees had successfully found employment.

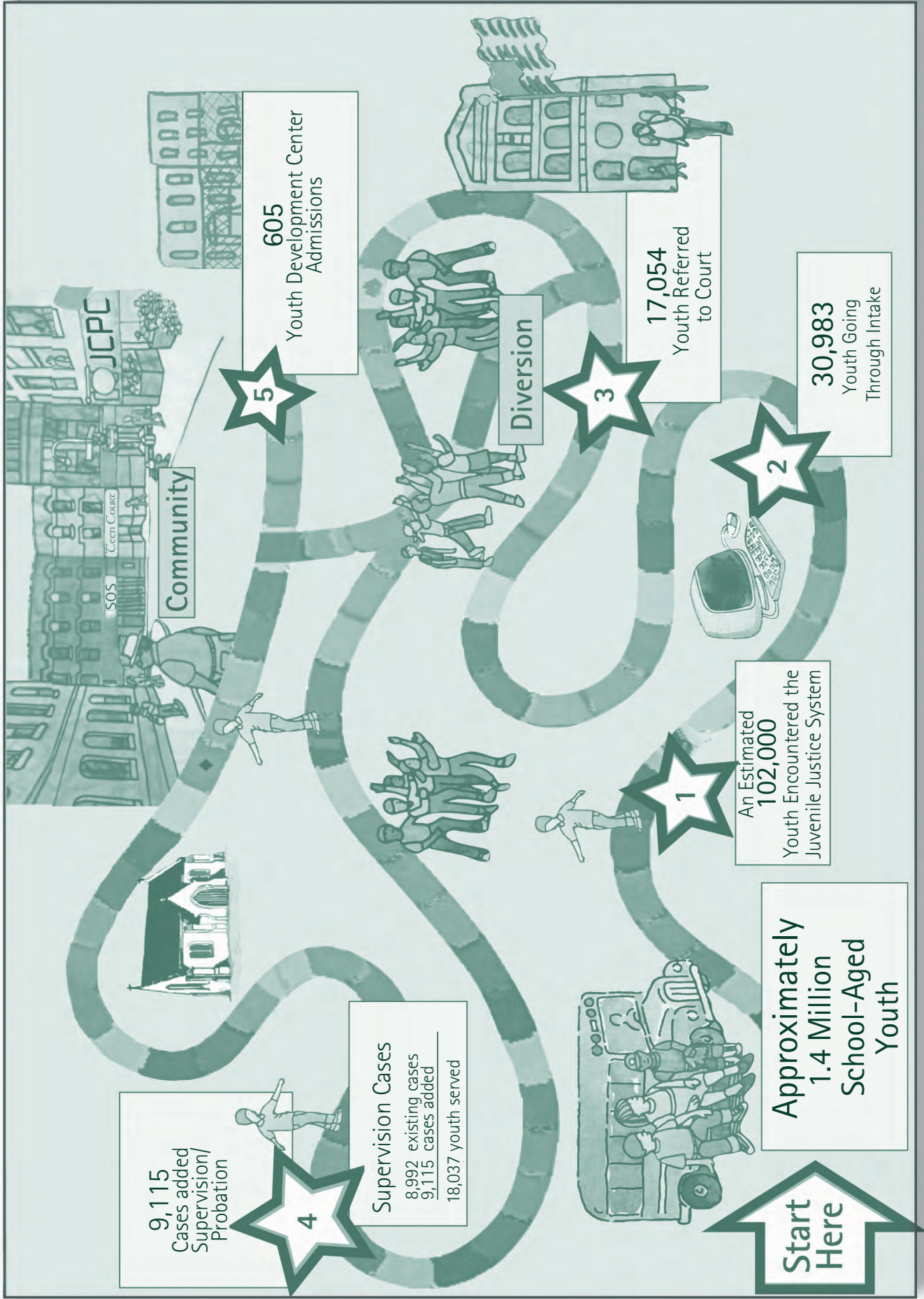
DJJDP now has in place its Equal Employment Opportunity (EEO) Policy, Procedures, Plan, and Goals.

We have formatted and implemented all Intervention/Prevention Division policies.

Education policies and procedures for our two assessment centers were developed, teachers and staff were trained, and special classes were developed for students enrolled in the assessment process.

DJJDP/Youth Development Health Care Services policies were completed.

The Path of Juvenile Justice in North Carolina: 2002



The Path of Juvenile Justice in North Carolina: 2002

The Path of Juvenile Justice in North Carolina: 2002 illustrates how youth move through the juvenile justice system. About 7% of North Carolina's youth encountered the juvenile justice system. About 2.3% of these youth are provided juvenile court services with 1.3% actually referred to court. Of this 1.3%, about .7% are diverted to supervision/probation with only .5% admitted to Youth Development Centers.

(Start) In 2002, an estimated 1.4 million youth were of school age in North Carolina and attended public, charter, or private schools. The Department of Juvenile Justice and Delinquency Prevention's Center for the Prevention of School Violence touched the school lives of these youth through services provided to all schools in North Carolina.

(1) Approximately 102,000 youth encountered North Carolina's juvenile justice system through interaction with Juvenile Crime Prevention Council services, other community programs (Support Our Students; teen courts; mentoring programs; multipurpose juvenile homes; Eckerd Camps; Camp Woodson), or juvenile court services.

(2) 30,983 youth were involved in intake services provided by juvenile court services.


(3) 17,054 youth were referred to court.

(4) 18,037 youth were served by supervision/probation (9,115 supervision/probation cases were added in 2002 to 8,992 existing supervision/probation cases).

(5) 605 youth were admitted to Youth Development Centers.

(Community) Most youth who travel on The Path of Juvenile Justice in North Carolina receive services in their own communities. Those who receive services outside their own communities typically return to their communities after receiving services.

DJJD State Appropriation



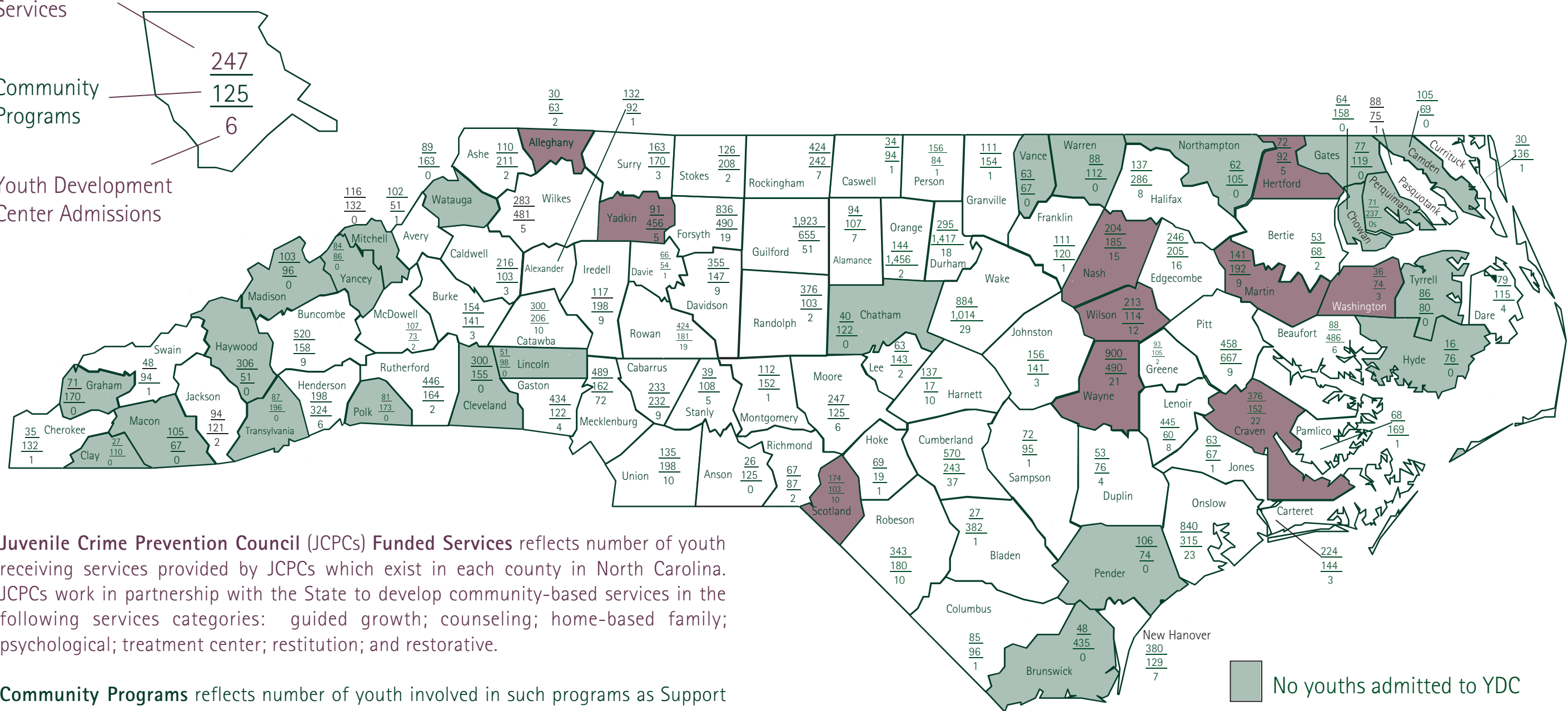
Fiscal Year

2002 Program Admissions by County

• JCPC Funded Services

• Community Programs

• Youth Development Center Admissions



Juvenile Crime Prevention Council (JCPCs) Funded Services reflects number of youth receiving services provided by JCPCs which exist in each county in North Carolina. JCPCs work in partnership with the State to develop community-based services in the following services categories: guided growth; counseling; home-based family; psychological; treatment center; restitution; and restorative.

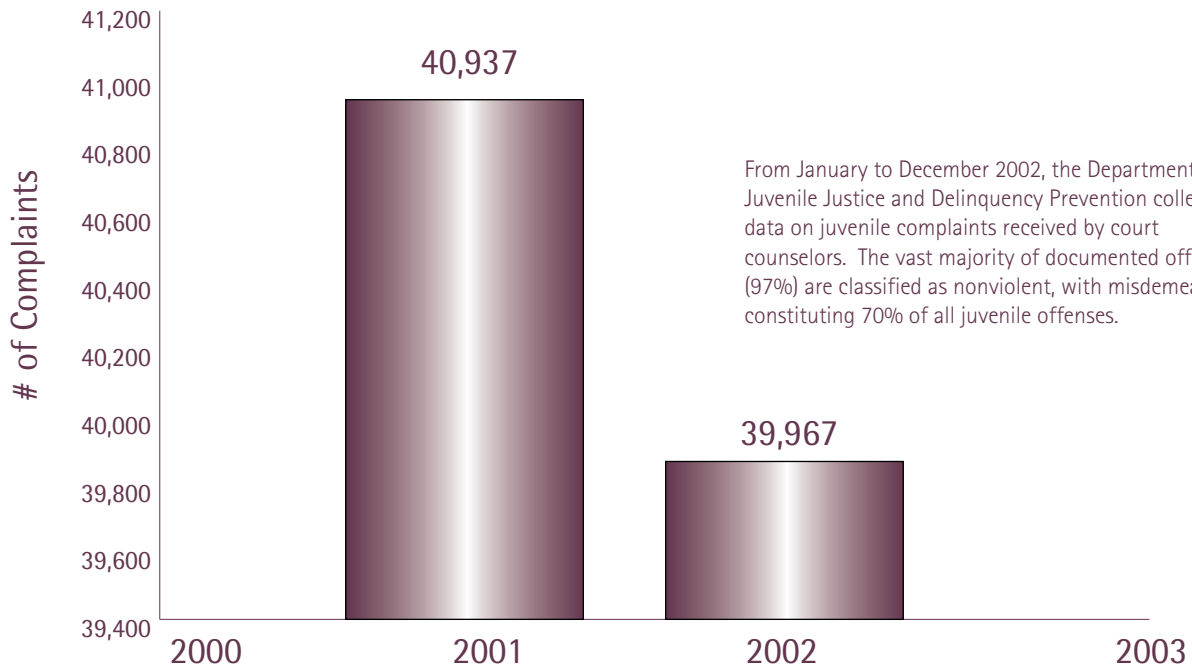
Community Programs reflects number of youth involved in such programs as Support Our Students, teen courts, One-on-One, multipurpose juvenile homes, Eckerd Camps, and Camp Woodson.

Youth Development Center Admissions reflects number of youth assigned to one of the five secure residential facilities authorized to provide long-term education, treatment, and rehabilitative services to delinquent youth committed by the court to the Department.

Legend:
 No youths admitted to YDC
 More than twice the State Rate of YDC admissions (at least 10.4 per 10,000)

The State Rate of YDC Commitments is 5.2 (per 10,000).

Delinquent Complaints Received 2001-2002



From January to December 2002, the Department of Juvenile Justice and Delinquency Prevention collected data on juvenile complaints received by court counselors. The vast majority of documented offenses (97%) are classified as nonviolent, with misdemeanors constituting 70% of all juvenile offenses.

Complaints Received 2002

The following 15 counties report the highest number of delinquent and undisciplined complaints received:

- (1) Mecklenburg (3,799)
- (2) Guilford (2,403)
- (3) Wake (2,241)
- (4) Cumberland (2,042)
- (5) New Hanover (1,385)
- (6) Onslow (1,368)
- (7) Gaston (1,272)
- (8) Robeson (1,205)
- (9) Forsyth (1,118)
- (10) Buncombe (1,085)
- (11) Craven (942)
- (12) Davidson (838)
- (13) Durham (836)
- (14) Catawba (823)
- (15) Pitt (823)

A total of 44,270 delinquent and undisciplined complaints were received across the State.

The following 15 counties report the highest rate of delinquency (as determined by number of complaints received and the county's juvenile population*):

- (1) Tyrrell (86.27)
- (2) Craven (65.63)
- (3) Carteret (59.01)
- (4) New Hanover (57.51)
- (5) Edgecombe (53.85)
- (6) Onslow (53.71)
- (7) Pender (51.49)
- (8) Wilkes (49.92)
- (9) Brunswick (48.76)
- (10) Scotland (47.89)
- (11) Dare (47.53)
- (12) Person (47.11)
- (13) Robeson (47.00)
- (14) Stokes (46.90)
- (15) Harnett (46.70)

The following 15 counties report the highest rate of undisciplined behavior (as determined by number of complaints received and the county's juvenile population*):

- (1) Graham (22.49)
- (2) Haywood (13.91)
- (3) Scotland (13.15)
- (4) Tyrrell (12.32)
- (5) Jackson (11.94)
- (6) Hoke (11.76)
- (7) Macon (11.60)
- (8) Hyde (11.02)
- (9) Greene (9.56)
- (10) Stokes (9.47)
- (11) Wilkes (9.07)
- (12) Pasquotank (8.97)
- (13) Dare (8.84)
- (14) Martin (8.18)
- (15) Buncombe (8.15)

*** Juvenile State Rates:**

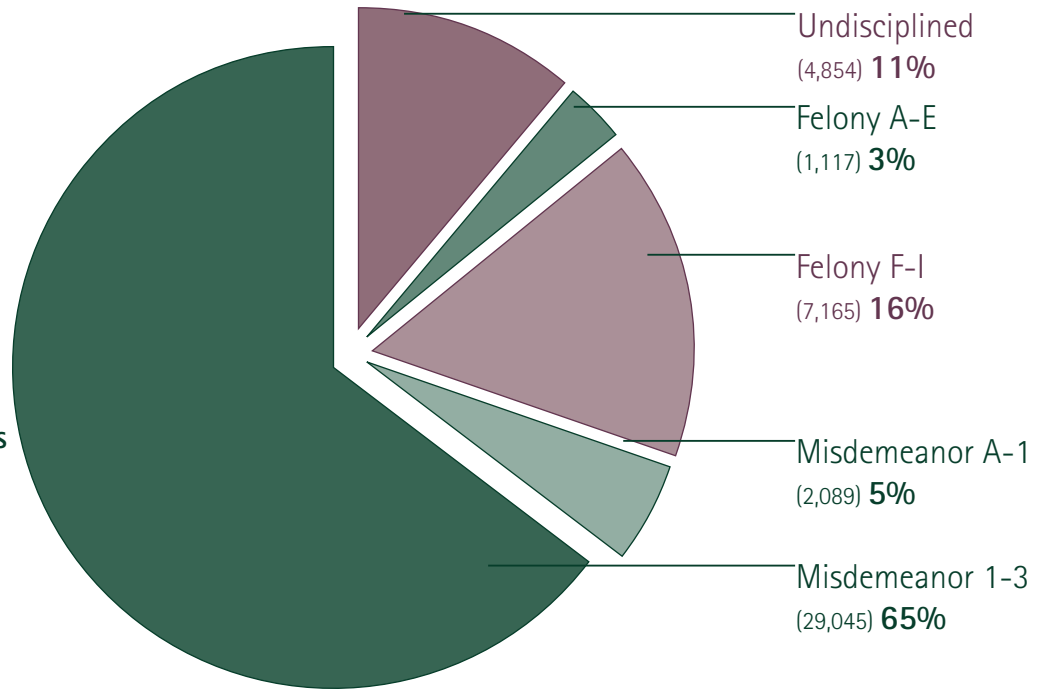
Rate determined by each county's juvenile population per 1,000.

- 35.46: Crime Rate
- 31.57: Delinquency Crime Rate
- 3.89: Undisciplined Crime Rate

To find statistics on your county, visit "DJJDP Statistics" at www.ncdjjdp.org.

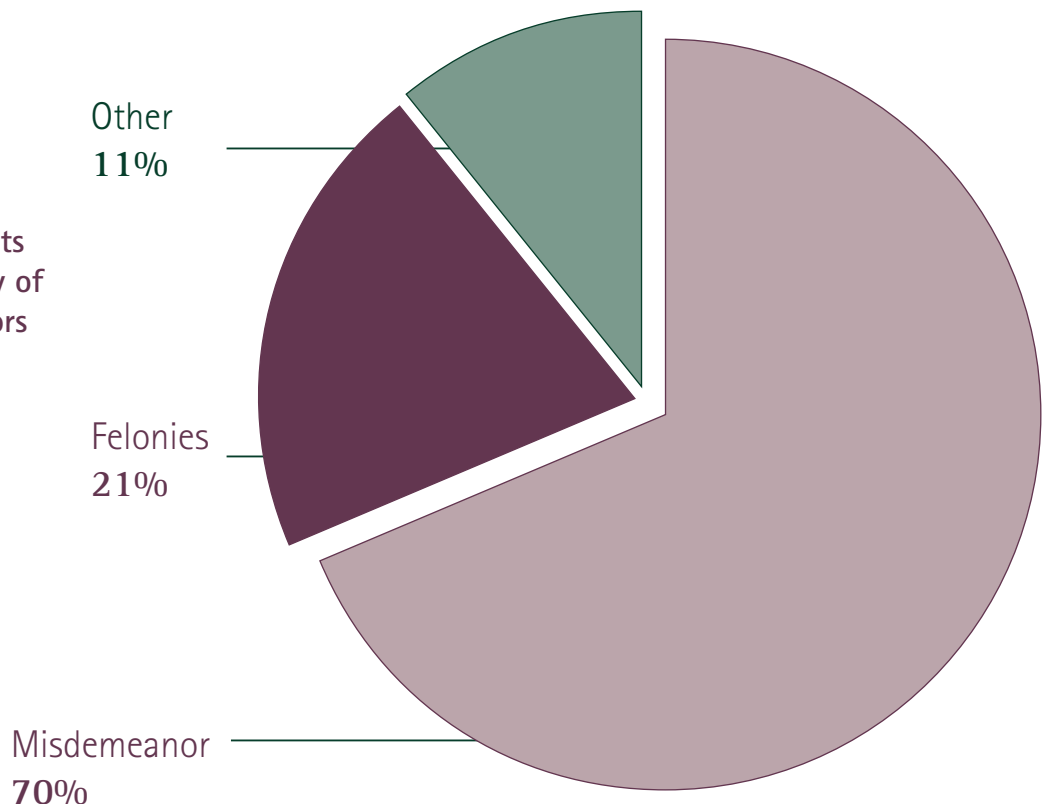
NC Juvenile Intake Offense Intake: 2002

The chart illustrates the most frequently committed juvenile crimes in 2002. Simple assault represents the largest classification of juvenile offenses and larceny (felony type) is the only felony of common occurrence. The seven offenses shown above comprise 43% of all



Juvenile Offense Classification: 2002

From January to December 2002, the Department of Juvenile Justice and Delinquency Prevention collected data on complaints received. The vast majority of offenses, were misdemeanors constituting 70% of all classified offenses.



Statewide Intake Offense Report by Offense: 2002

G. S. Number	Description	Complaints
<i>Felony A-E</i>		
14-17	Murder, 1st Degree	16
14-17	Murder, 2nd Degree	7
14-18	Manslaughter, Voluntary	2
14-27.2	Rape, 1st Degree	61
14-27.3	Rape, 2nd Degree	44
14-27.4	Sexual Offense, 1st Degree	233
14-27.5	Sexual Offense, 2nd Degree	87
14-32(a)	Assault w/dw w/itk inflict serious injury	54
14-32(c)	Assault w/deadly weapon w/itk	23
14-32(b)	Assault w/dw inflicting serious injury	42
14-34.1	Discharging firearm-occupied property	17
14-39	Kidnapping, 1st Degree	33
14-39	Kidnapping, 2nd Degree	54
14-51	Burglary, 1st Degree	55
14-58	Arson, 1st Degree	21
14-87	Armed Robbery	276
	Other Class B felonies	14
	Other Class C felonies	11
	Other Class D felonies	24
	Other Class E felonies	43
TOTAL		1117
<i>Felony F-I</i>		
14-18	Manslaughter, Involuntary	4
14-51	Burglary, 2nd Degree	67
14-54(a)	B/E w/intent to commit felony	1560
14-56	Breaking or entering vehicle	798
14-56.1	Break coin/currency machine (subseq. off.)	9
14-58	Arson, 2nd Degree	38
14-71	Receiving stolen goods, felony	17
14-71.1	Felonious possession of stolen goods	555
14-72(b)(2)	Larceny, felony	2022
14-87.1	Common law robbery	159
14-100	Obtain property by false pretenses	35
14-113.11	Credit card forgery	4
14-113.13	Financial card fraud	20
14-177	Crime against nature	191
14-202.1	Taking indecent liberties with children	35
14-66	Burning personal property	75

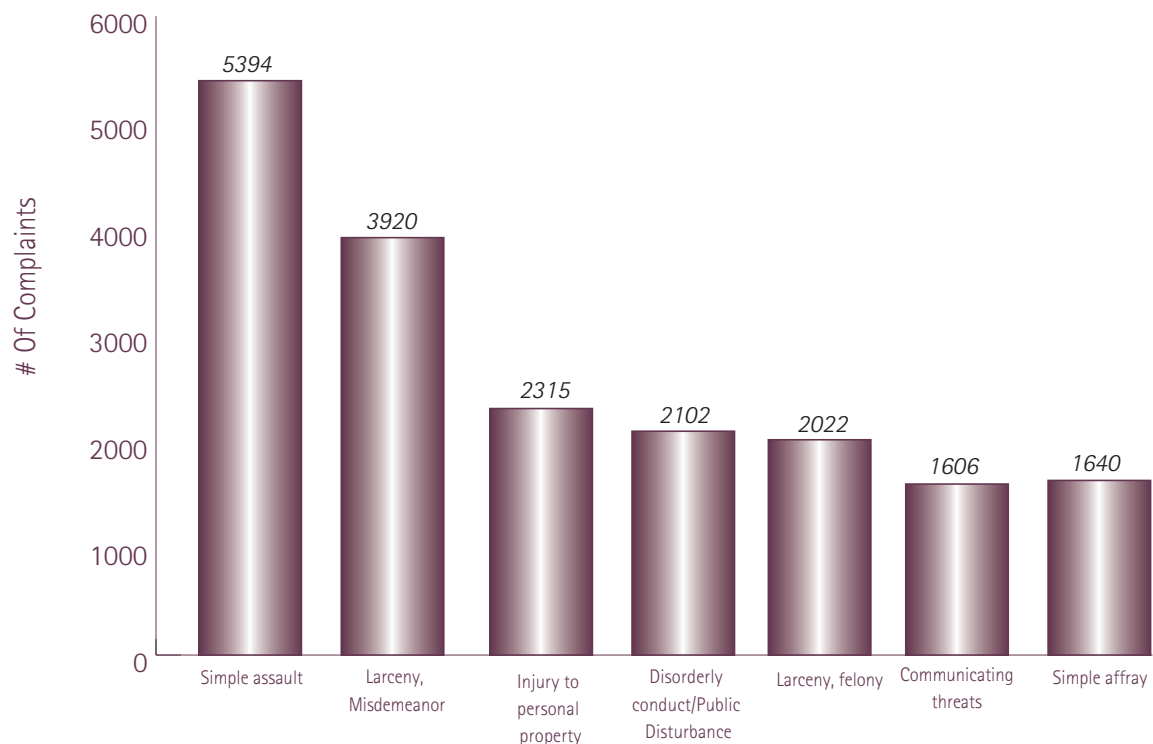
G. S. Number	Description	Complaints
<i>Felony F-I Continued</i>		
14-269.2	Possess weapon at school (F)	43
14-288.8	Possess weapon of mass destruction	12
20-106	Possession of stolen vehicle	144
90-95(a)(1)	CS - possess with intent to manufacture/sell/deliver	356
90-95(a)(2)	Counterfeit CS - sell/deliver	62
90-95(a)(3)	Possess CS, felony	93
	Other Class F felonies	154
	Other Class G felonies	47
	Other Class H felonies	369
	Other Class I felonies	296
TOTAL		7165
<i>Misdemeanor A-1</i>		
14-33(c)(1)	Assault with a deadly weapon	494
14-33(c)(3)	Assault on child under twelve	123
14-33(c)(4)	Assault on an officer/state employee	717
14-33(c)(6)	Assault on school employee	350
14-34	Assault by pointing a gun	105
	Other Class A1 misdemeanors	300
TOTAL		2089
<i>Misdemeanor 1-3</i>		
14-33(a)	Simple assault	5394
14-33(a)	Simple affray	1640
14-54(b)	Breaking and entering (M)	572
14-56.1	Break coin/currency machine	55
14-71	Receiving stolen goods (M)	26
14-71.1	Possessing stolen goods (M)	724
14-72(b)(2)	Larceny, misdemeanor	3920
14-72.1	Shoplifting	849
14-72.2	Unauthorized use of auto	339
14-113.9	Credit card theft	3
14-127	Injury to real property	1518
14-137	Setting fire to woods/fields	56
14-159.12	Trespassing, 1st Degree	146
14-159.13	Trespassing, 2nd Degree	673
14-160	Injury to personal property	2315
14-190.9	Indecent Exposure	80
14-196	Harrassing phone calls	73
14-223	Resisting arrest	36
14-225	Giving false information to an officer	96

Statewide Intake Offense Report by Offense: 2002

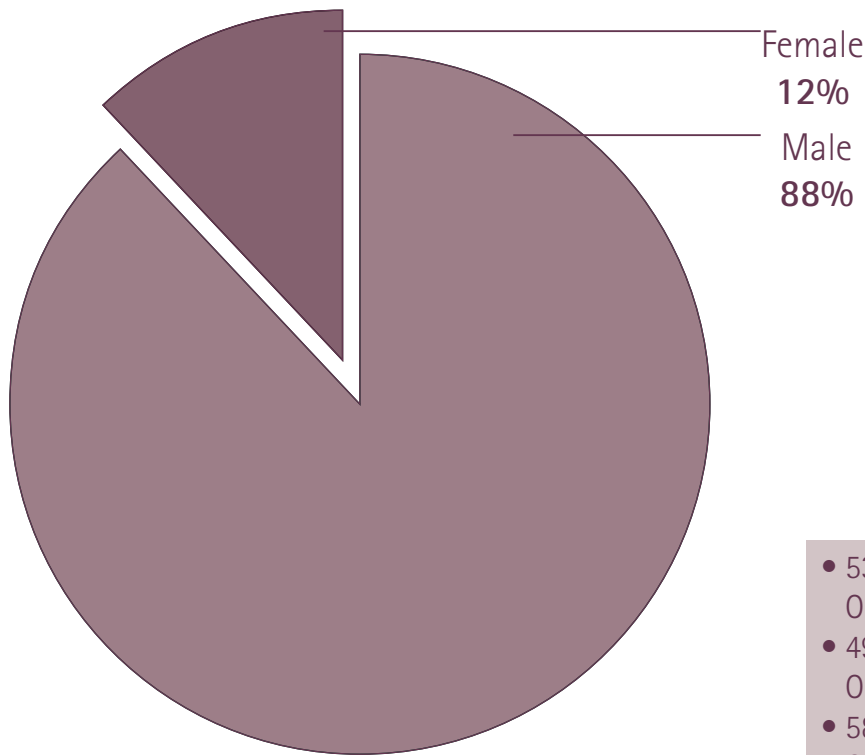
G. S. Number	Description	Complaints
<i>Misdemeanor 1-3 Continued</i>		
14-269.2	Possession of weapon at school (M)	978
14-269(a)	Concealed weapons	191
14-277.1	Communicating threats	1606
14-288.4	Disorderly conduct/Public Disturbance	2102
18B-302(b)(1)	Purchase or possession of malt beverages	229
18B-302(b)(2)	Purchase/possess of wine or mixed bev	96
20-7(a)	Driving without license	743
20-107	Tampering with Auto	44
20-138.3	Driving after consuming <21	32
20-140(b)	Reckless driving	129
20-141	Speeding while attempting to elude apprehension	42
20-141.3	Prearranged racing	6
20-141.4	Misdemeanor death by vehicle	2
20-166	Hit and run	83
20-313	Operate vehicle no insurance	45
90-95(a)(3)	Possession of controlled substance, misdemeanor	1248
90-113.22	Drug paraphernalia	416

G. S. Number	Description	Complaints
<i>Misdemeanor 1-3 Continued</i>		
	Other Class 1 misdemeanors	690
	Other Class 2 misdemeanors	607
	Other Class 3 misdemeanors	200
TOTAL		28,814
<u>Local Ordinances</u>		
	Local ordinances, citations, etc.	231
TOTAL		231
<u>Undisciplined</u>		
	Ungovernable	2001
	Truant	1376
	Runaway	1458
	Found in places unlawful for juvenile	19
	Other Undisciplined	0
TOTAL		4854

Most Common Juvenile Offenses by Type



Juvenile Males Commit 88% of Violent Crimes*

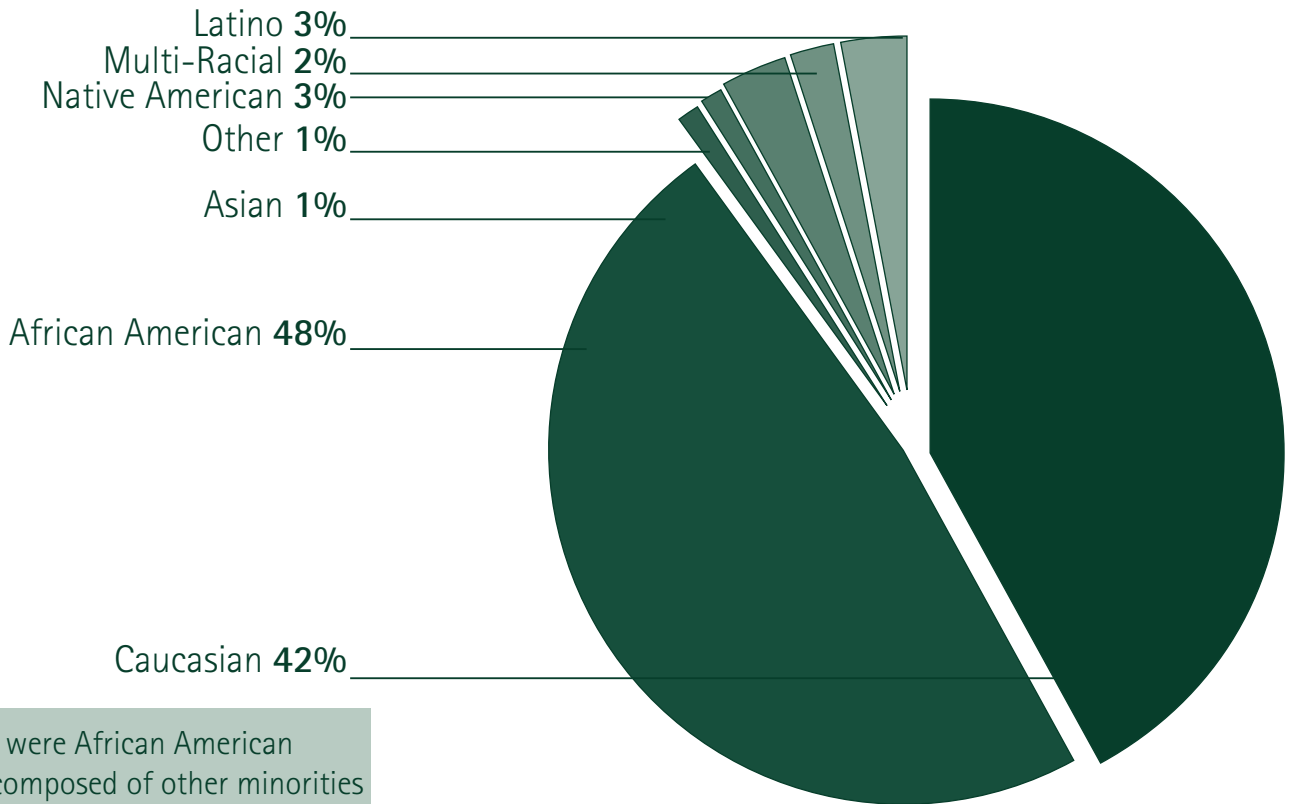


***Females**

- Commit **16%** of Serious Offenses
- Commit **24%** of Minor Offenses
- Account for **58%** of Undisciplined Decisions

- 53% of Juveniles Adjudicated with a Violent Offense were African American
- 49% of Juveniles Adjudicated with a Minor Offense were Caucasian
- 58% of Juveniles Adjudicated with a Serious Offense were African American

Juveniles Receiving Assessments by Ethnicity



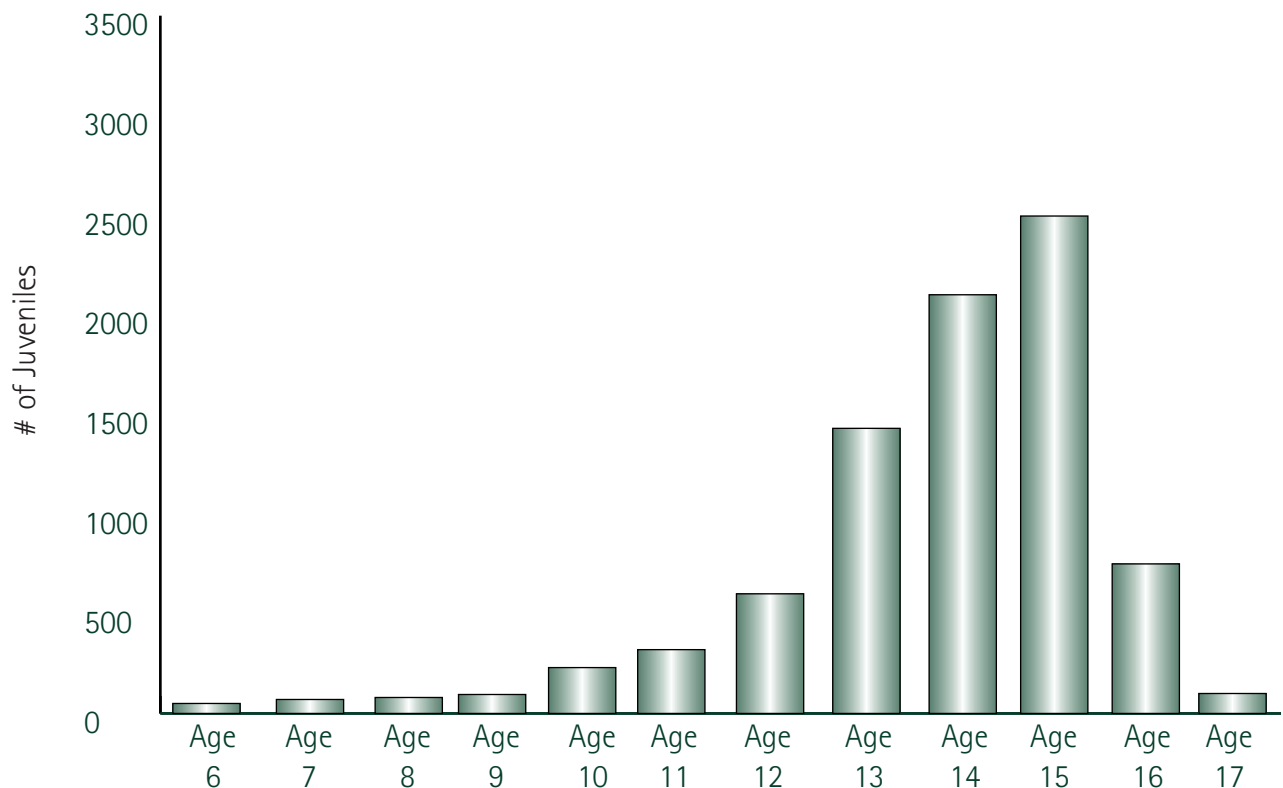
- 48.5% were African American
- 8.5% composed of other minorities

Age of Juveniles Receiving Risk Assessments

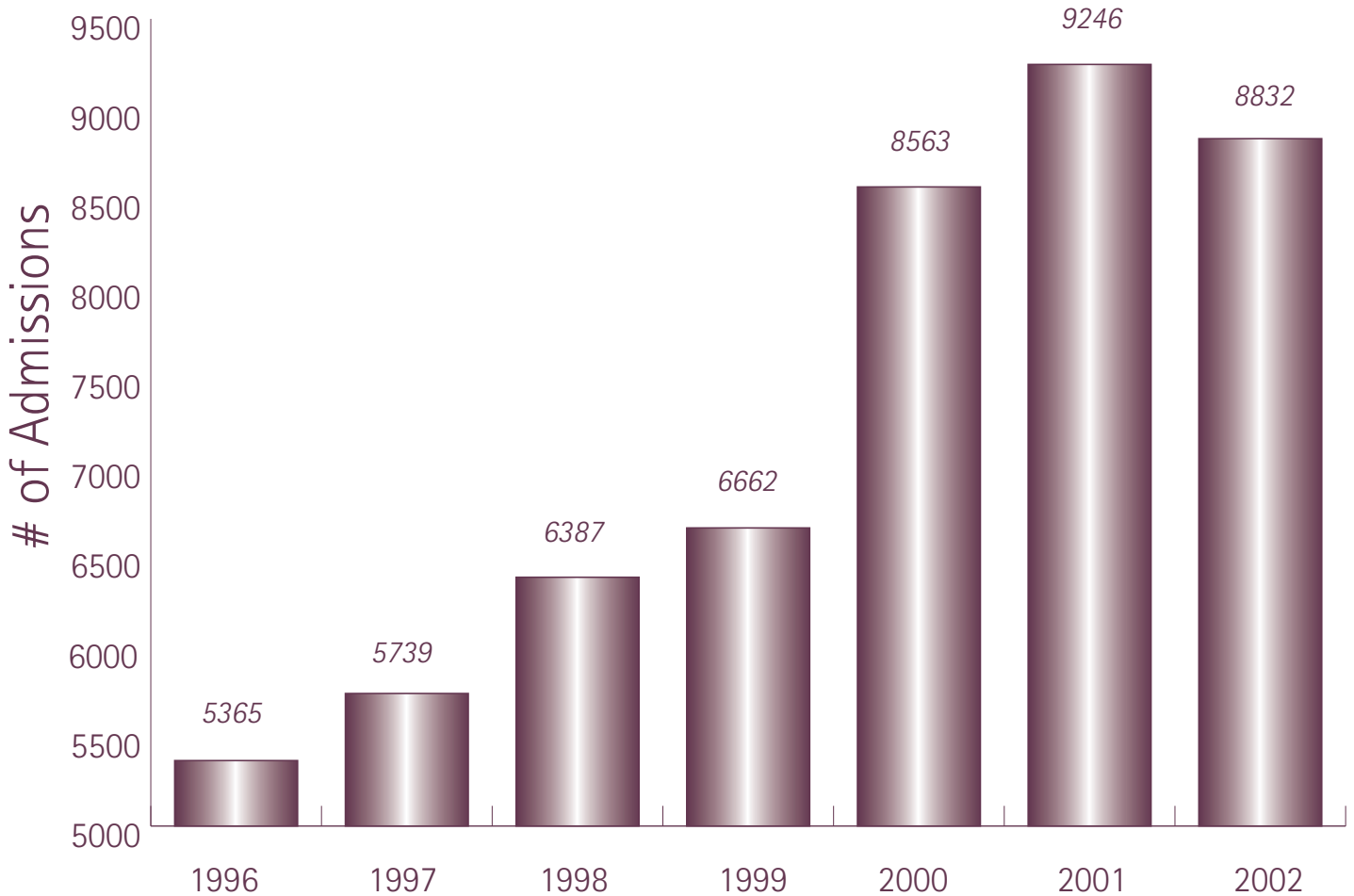
- 17% received their first delinquent complaint filed prior to turning 12 years old.
- 3% reported being a "gang member" or associating with gang members.
- 56% experienced serious problems in school.
- 40% were identified as having substance abuse issues within the previous 12 months.
- 65% encountered no prior adjudication.
- 24% ran away from home or placement prior to the risk assessment.

- The Predominant age at assessment was 15, making up 35%
- 25.2% were 14.

Age of Juveniles Receiving Risk Assessments



Detention Center Admissions by Calendar Year



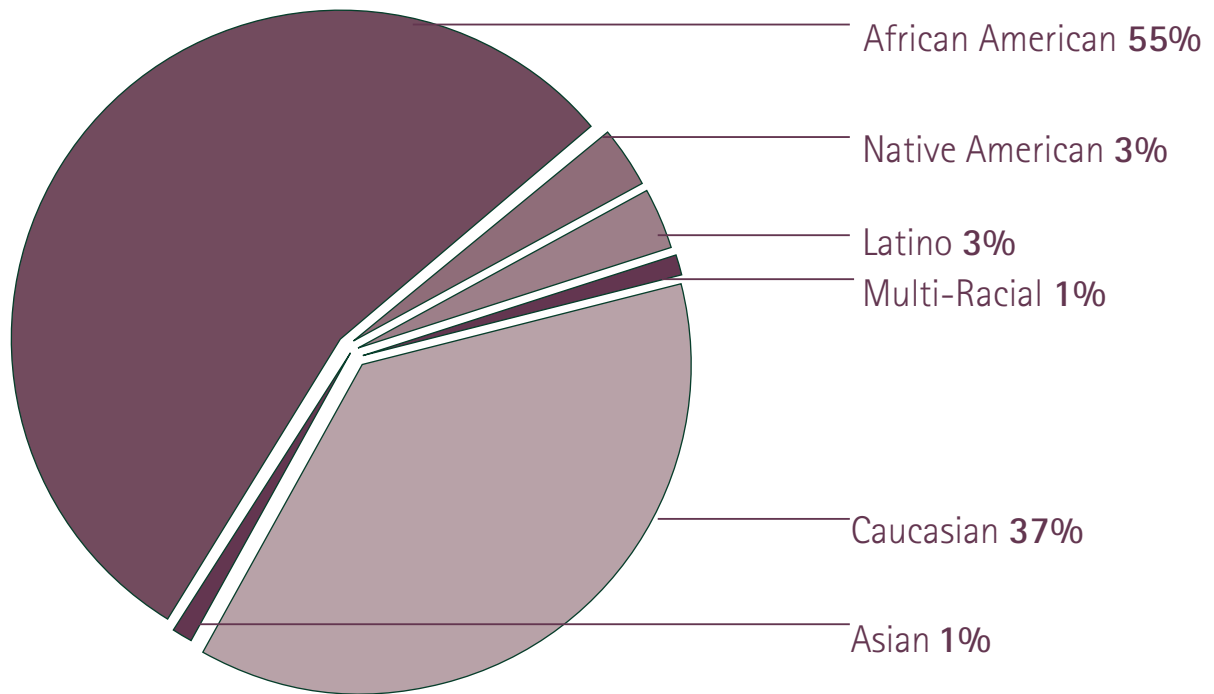
DJJDP Detention Center Facts

- There were 8,832 admissions to detention centers during 2002.
- Detention admissions increased by 65% since 1996.
- 28% of admissions were female juveniles.
- Detention centers served 98 out-of-state runaways.
- There were 1,536 admissions for fourteen 24-hour stays.
- There were 428 admissions for 28-day stays.
- There were 1,748 admissions for five 24-hour stays.

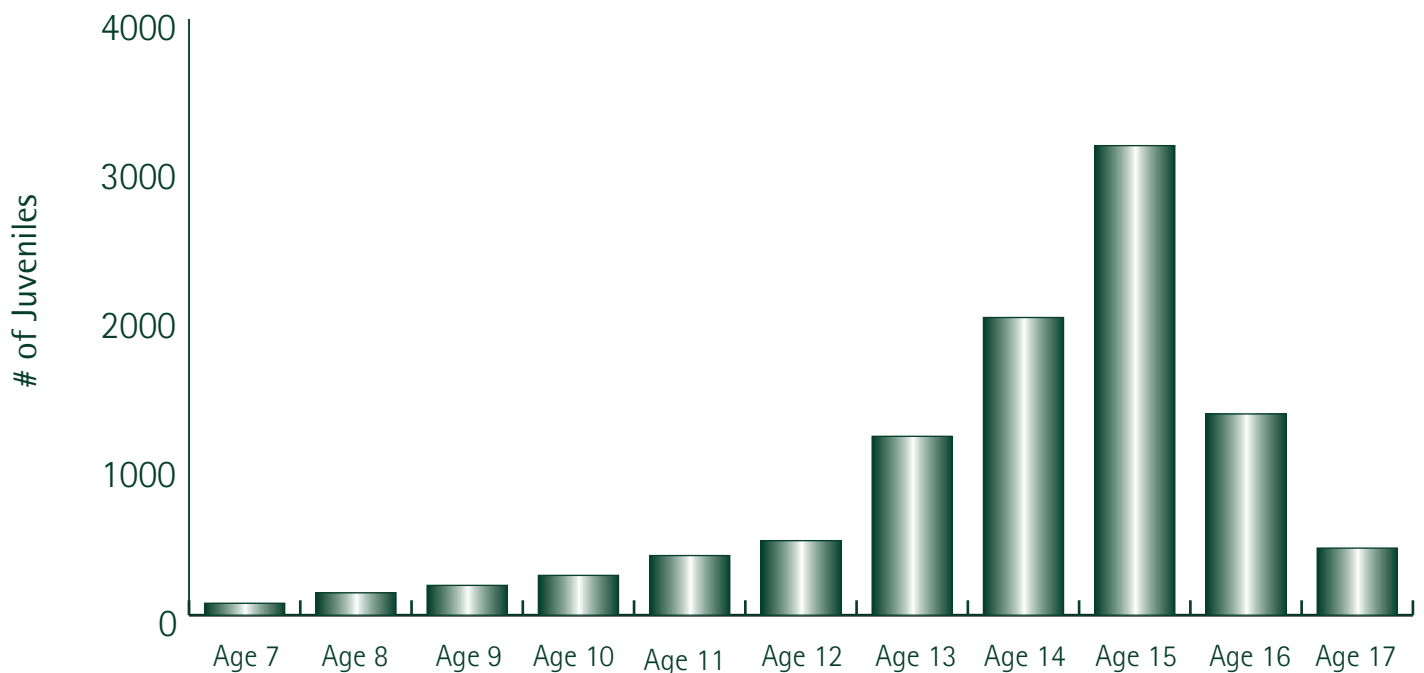
Top Five Counties to Send Juveniles to Detention Centers

- (1) Mecklenburg (936)
- (2) Wake (795)
- (3) Guilford (720)
- (4) Cumberland (686)
- (5) Forsyth (297)

Detention Center Admissions by Ethnicity: 2002



Detention Center Admissions by Age: 2002



- 38% of detention center admissions were 15 years old. 21% were younger than 15.

The North Carolina Department of Juvenile Justice and Delinquency Prevention: Annual Report 2002 Introduction

Pulling the Pieces Together: The New DJJDP

The North Carolina Department of Juvenile Justice and Delinquency Prevention (DJJDP) was established in July, 2000, by pulling together pieces of state government that had previously worked independently to address juvenile delinquency and crime. As a new department, we have the responsibility for protecting the public from juvenile crime and promoting the positive development of youth. We work to fulfill this responsibility in a number of ways. Our programs and services offer a comprehensive continuum that stretches from youth who are in schools and communities to those who are confined to DJJDP facilities. We provide programs and services that focus on early prevention as well as those that are oriented toward intervention and confinement. Our programs and services fit together to form a juvenile justice system designed to keep the public safe and reduce the occurrence of juvenile crime.

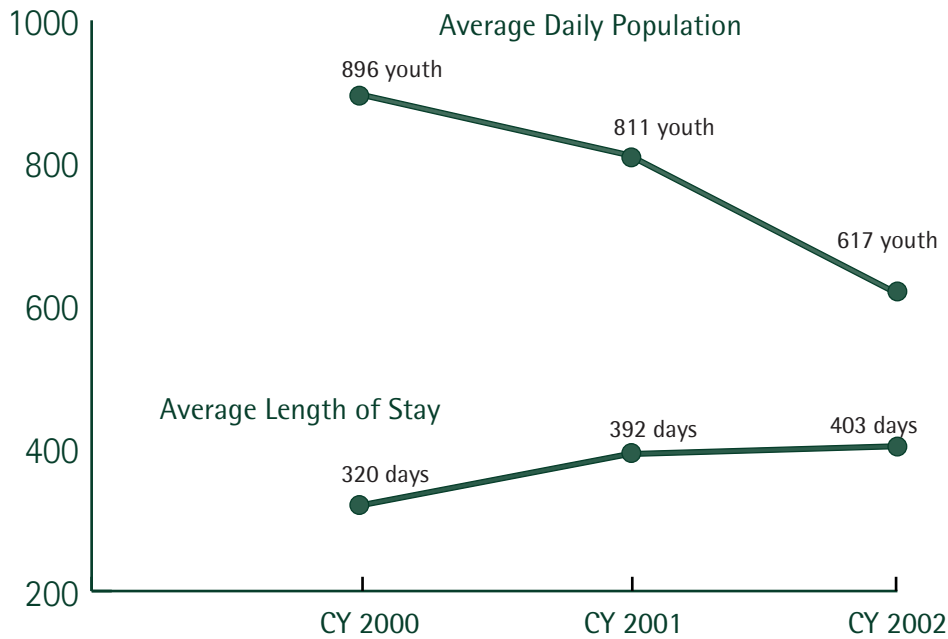
Putting the Pieces in Place: Accomplishments 2002

DJJDP's record of accomplishments in 2002 (see pages 6-9) demonstrates the progress we are making in juvenile justice in North Carolina. At both the state and local levels, we succeeded in reducing juvenile delinquency, enhancing public safety, providing treatment services, educating the hardest-to-reach students, implementing data-driven decision making through technology advances, and improving work performance. This annual report conveys information about the youth we served in 2002: where they come from in the state; what they have done; and who they are.

Connecting the Pieces for Success: The Challenge

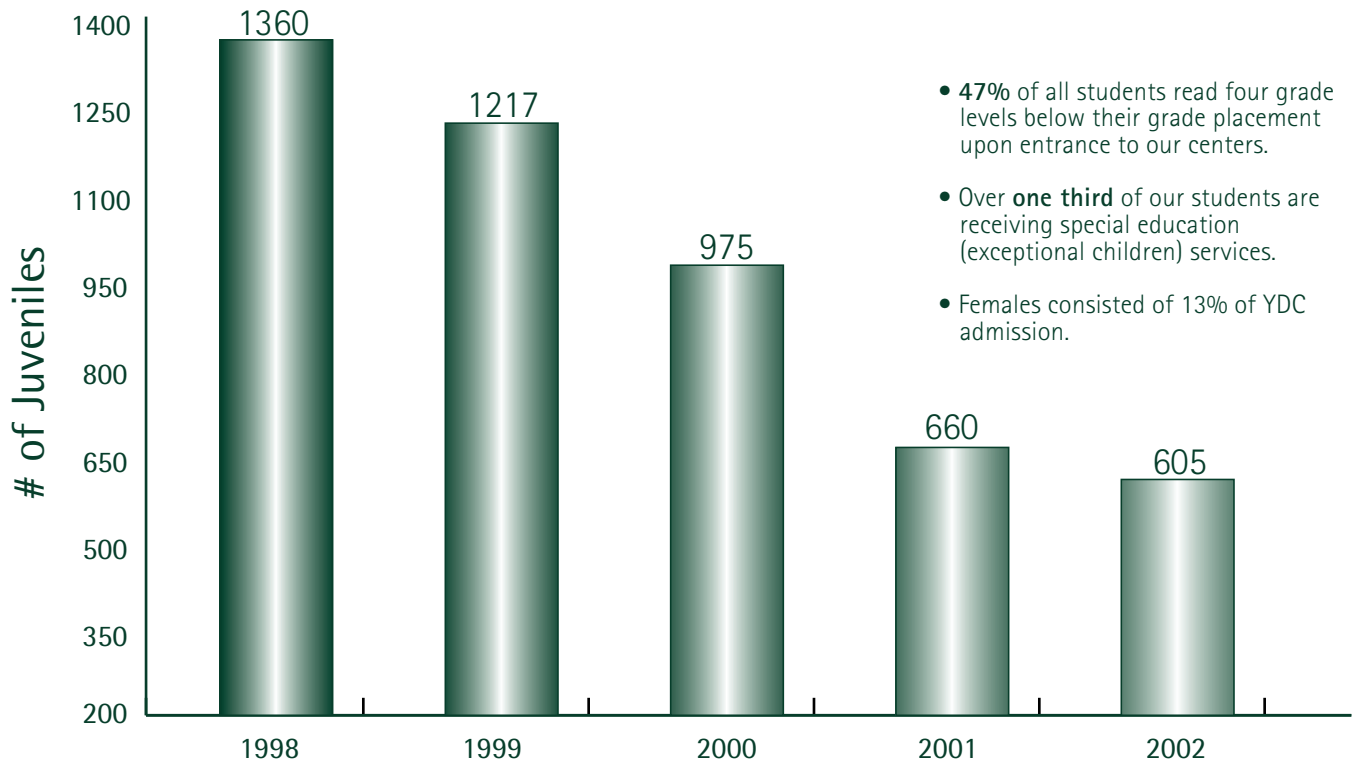
We are committed to connecting all of the pieces of juvenile justice to create a seamless, comprehensive, system to meet the needs of North Carolina citizens. We strive to provide the most effective services to youth and their families at the right time in the most appropriate settings. Connecting the pieces for success is the challenge that lies ahead. DJJDP is ready to meet this challenge.

Youth Development Center Trends



The youth development center population decreased to less than half its size since 1998. While the average daily population is decreasing, the average length of stay is increasing. This trend reflects the decline of misdemeanor offender admissions. The increase in length of stay will continue as N.C. statute allows the Department to extend a juvenile's length of commitment. The decision to extend is based on the "protection of the public and the likelihood that continued placement will lead to further rehabilitation".
 -N.C. Gen. Stat. § 7B-2515.

Youth Development Center Admissions



Youth Development Center Commitments by Most Serious Offense: 2002

<i>Felony Classes A-E</i>	
Rape, 1st Degree	5
Sexual Offense, 1st Degree	20
Attempt to commit rape/sexual offense, 1st degree	2
Murder, 2nd Degree	1
Assault w/dw w/itk inflict serious injury	1
Kidnapping, 1st Degree	2
Other Class C - Person Crime	2
Rape, 2nd Degree	1
Sexual Offense, 2nd Degree	12
Armed Robbery/attempted armed robbery	38
Arson, 1st Degree	2
Attempt to commit rape/sexual offense, 2nd degree	4
Burglary, 1st Degree	8
Other Class D felonies	1
Assault w/dw inflicting serious injury	9
Assault w/dw w/itk	2
Consp. to Commit Armed Robbery	2
Discharging firearm into occupied property	5
Manslaughter, Voluntary	1
Other Class E - Person Crime	2
Other Class E - Property Crime	1
Other Class E felonies	2
SUBTOTAL CLASS A-E FELONIES (20.3%)	123
<i>Felony Classes F-1</i>	
Assault by pointing a gun	4
Assault inflicting serious injury	15
Assault on an officer or employee of the state	37
Assault on child under twelve	1
Assault with a deadly weapon	12
Assault with firearm upon law-enforcement officer	1
Burning building/property	2
Other Class F - Person Crime	6
Other Class F felonies	2
Possession of weapon of mass destruction	2
Arson, 2nd Degree	2
Burglary, 2nd Degree	4
Common law robbery	23
Other Class G felonies	1
Attempted common law robbery	1
Bomb Threat	2
Breaking or entering with intent to commit felony	46
Burning personal property	2
Controlled substance - sell/deliver	16
Felonious possession of stolen goods	24
Larceny, felony	114
Other Class H - Property Crime	2
Other Class H felonies	6
Possession of stolen vehicle	20
Breaking or entering vehicle	14

<i>Felony Classes F-1 Continued</i>	
Counterfeit controlled substance - sell/deliver	1
Credit card fraud	2
Credit card theft	1
Crime against nature	11
Forgery	4
Other Class I - Property Crime	2
Other Class I felonies	2
Possession of controlled substance, felony	7
Possession of weapon on school grounds, felony	1
SUBTOTAL CLASS F-1 FELONIES (64.5%)	390
TOTAL FELONIES	513
<i>Misdemeanor Classes 1-3</i>	
Breaking and entering, misdemeanor	3
Communicating threats	6
Drug paraphernalia	2
Hit and Run	1
Larceny, misdemeanor	7
Possessing stolen goods, misdemeanor	3
Possession of controlled substance, misdemeanor	2
Possession of weapon on school grounds, misdemeanor	1
Purchase or possession of wine or mixed beverages	1
Disorderly conduct/Public Disturbance	4
Driving without license	1
Injury to personal property	1
Other Class 2 misdemeanors	1
Resisting arrest	5
Simple assault	17
Shoplifting (first offense)	1
SUBTOTAL CLASS 1-3 MISDEMEANORS (9.3%)	56
<i>Violations</i>	
Curfew violation	2
Failure to attend school	1
Failure to cooperate with placement	3
Failure to cooperate with specific treatment programs	9
Failure to meet other requirements	13
Positive drug test results	1
Running away from home or placement	5
Suspended from school	2
Subtotal Violations (6%)	36
TOTAL MISDEMEANORS	92
TOTAL FELONIES	513
TOTAL FELONIES AND MISDEMEANORS	605

- 47% of all students read four grade levels below their grade placement upon entrance to our centers.
- Over one third of our students are receiving special education (exceptional children) services.
- Females consisted of 13% of YDC admission.

THE DEPARTMENT OF JUVENILE JUSTICE

AND DELINQUENCY PREVENTION

Mailing Address: 1801 Mail Service Center, Raleigh, North Carolina 27699-1801
Physical Address: 410 South Salisbury Street, Raleigh, North Carolina 27601-1731
Phone: {919}733-3388

Online: <http://www.ncdjdp.org>

Management Team

Secretary George L. Sweat
Office of the Secretary

Assistant Secretary Larry Dix
Administration

Assistant Secretary Donn Hargrove
Division of Intervention and Prevention

Assistant Secretary Michael Schweitzer
Division of Youth Development

Chief Information Officer Nancy Lowe
Information Services

Deputy Secretary Dwayne Patterson
Office of the Deputy Secretary

Director Joanne McDaniel
Center for the Prevention of School Violence

Director Linda Washington
Human Resources

Director Leigh Hines
Communications Office

Annual Report Committee

- Catherine Anderson
- Reeves Anderson
- Kimberly Bowman
- Kathy Dudley
- Christopher Eaddy
- Michael Haley
- Gary Kearney
- Grady Stephenson
- Cindy Thacker
- Deborah Webb
- Pam Westfall
- Susan Whitten
- Bradford Woodard

"This project was supported by Federal Formula Grant #204-1-00-ONB-K-956, awarded by the Bureau of Justice Assistance, U.S. Department of Justice through the North Carolina Department of Crime Control and Public Safety/Governor's Crime Commission. Points of view or opinions contained within this document are those of the author and do not necessarily represent the official position or policies of the U.S. Department of Justice."

10,000 copies of this public document were produced with Federal Grant funds at a cost of \$5,679.30 or \$0.56 per copy.